


IPPC-920/950

Industrial Panel PC
with 12.1"/15" LCD



Features

- Heavy duty stainless steel chassis with aluminum front panel
- 12.1" VGA/15" XGA TFT LCD provides vivid, sharp and large images
- Strengthened glass protects the front panel from shock damage and is NEMA 4/IP 65 compliant
- Socket 7 structure provides powerful but economical solution
- Back door with lock allows easy maintenance and optimal security
- Windows CE/95/98/NT supported

Introduction

The IPPC-920/950 are flat panel PCs with 12.1"/15" LCDs for industrial HMI applications.

The IPPC series panel PC are especially designed to fit in space concerned, expansion inconsiderate environments. Its sturdy stainless steel structure enables the system to work well under harsh industrial conditions.

Strengthened glass protects the LCD from damage, while the socket 7 structure makes the IPPC-920/950 an economical and reliable system that is suitable for industrial applications. An optional CD-ROM drive and an additional HDD can provide the system with outstanding multi-purpose functions.


General Specifications

- **Main structure:** Stainless steel back case, 8 mm thick aluminium front panel meets NEMA4/IP65 protection standard
- **Disk drive housing:** supports one 2.5" HDD, one slim size CD-ROM and one slim size FDD
- **Cooling fans:**
Flow rate: 15.6 CFM x 2
MTBF: 50,000 hrs
- **Power supply:** 80 watts (standard offer)
Input voltage: 100 V_{AC} / 3 A ~ 240 V_{AC} / 1.2 A @ 47 ~ 63 Hz
Output voltage: + 5 V @ 12 A, + 12 V @ 1.0 A
MTBF: 200,000 hrs
- **Operating temperature:** 0 ~ 50° C (32 ~ 122° F)
- **Relative humidity:** 5 ~ 85% @ 40° C (non-condensing)
- **Vibration (operation):** 5 ~ 500 Hz 1 G RMS Random Vibration
- **CE, FCC, BSMI, C-UL US compliant**

- **Dimensions (W x H x D):** 402 x 302 x 100 mm (15.94" x 11.88" x 3.93")
- **Gross Weight:** 10 kg (22 lbs)

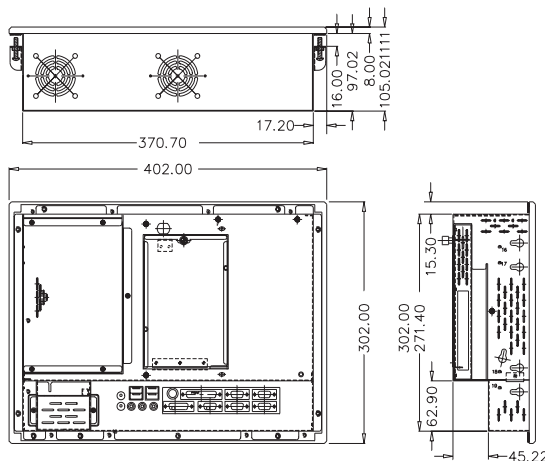
Standard PC Functions

- **CPU Support:** Intel Pentium® P55C/P54C, 75 ~ 233 MHz with MMX, AMD K5, K6, K6II, Cyrix M1, M2
- **BIOS:** Award 256 KB Flash BIOS, supports Plug & Play
- **LAN:** Realtek RTL 8139, full compliant 10/100Base-T audio-sensing capability
- **2nd level cache:** On-board 512 KB Pipeline Burst SRAM
- **RAM Support:** One 168-pin DIMM socket (3.3 V) for 16 ~ 128 MB SDRAM
- **PCI-bus master IDE interface:** Primary IDE channel supports two IDE devices. One channel supports PIO modes 0 ~ 4, DMA mode 0 ~ 2 and Ultra DMA simultaneously. The secondary IDE channel is designed for the CD-ROM drive
- **Parallel port:** Supports SPP/EPP/ECP parallel modes. BIOS configurable to LPT1, LPT2, LPT3 or disabled
- **Serial ports:** Four serial ports with three RS-232 port (COM1, 3 and 4), and one RS-232/422/485 port (COM2). All ports are compatible with 16C550 UARTS



Dimensions

Unit: mm



Cut-out dimensions: 374 mm x 275 mm

- **Universal serial bus (USB) port:** Supports up to two USB ports
- **PCI-bus expansion card:** Accepts either an ISA card or a PCI-bus card
- **Battery:** 3.0 V @ 190 mA lithium battery
- **Watchdog timer:** 63 level, interval 1 ~ 63 seconds

Touchscreen (optional)

- **Type:** Analog resistive, continuous resolution
- **Light transmission:** 72% (surface meets ASTM-D3363-92A standard, taber abrasion test)
- **Controller:** RS-232 (interface through COM4)
- **OS support:** MS DOS, Windows 3.1/95/98/NT and IBM OS/2
- **Durability:** 100 Million touch lifetime

IPPC-920/950 LCD Specification Table		
	IPPC-920	IPPC-950
Size	12.1"	15"
Display type	SVGA TFT	XGA TFT
Colors	256 K	256 K
Resolution	800 x 600	1024 x 768
Dot Pitch	0.31 x 0.31	0.29 x 0.29
Viewing angle	110	110
Luminance (cd/m ²)	250	200
VR controller	Brightness	Brightness
Operating temp.	0 ~ 50° C	0 ~ 50° C
Storage temp.	-20 ~ 60° C	-20 ~ 60° C
LCD MTBF (hrs)	50,000	50,000
Backlight MTBF (hrs)	25,000	25,000

DC Input 80 W (option offer)

- **Input:** 24 V_{DC}/7 A ~ 48 V_{DC}/4 A
- **Output:** +5 V @ 10 A, +12 V @ 1.5 A, -12 V @ 0.5 A
- **MTBF:** 200,000 hrs
- **Safety:** UL, CSA
- **EMI:** FCC, Class B

Ordering Information

- ❑ **IPPC-950T/IPPC-920T**
Industrial panel PC with 15" TFT LCD (IPPC-950T) or 12.1" TFT (IPPC-920T), PCM-5868 CPU board, 80 W AC power supply, slim type FDD. Stainless steel chassis and aluminium front panel
- ❑ **IPPC-950T-T**
IPPC-950T with touchscreen
- ❑ **IPPC-920T-T**
IPPC-920T with touchscreen

Accessories

- ❑ **CDR-950-24X**
Slim 24 X CD-ROM kit for IPPC-920/950
- ❑ **IPPC-950 Rack-MT:**
Mounting kit for standard 19" industrial rack

Note:

1. When using in a panel mounted environment, the panel's thickness can't be over 10 mm
2. 2.5" IDE Flash drive is suggested to install in vibrating applications, please refer to the PCD-250 series of products
3. WinCE OS is now available upon request