


PCA-6006-B

**Socket 478 Pentium® 4/Celeron® D/
Celeron Processor Card with VGA/ HISA
(400/533 MHz FSB)**



Features

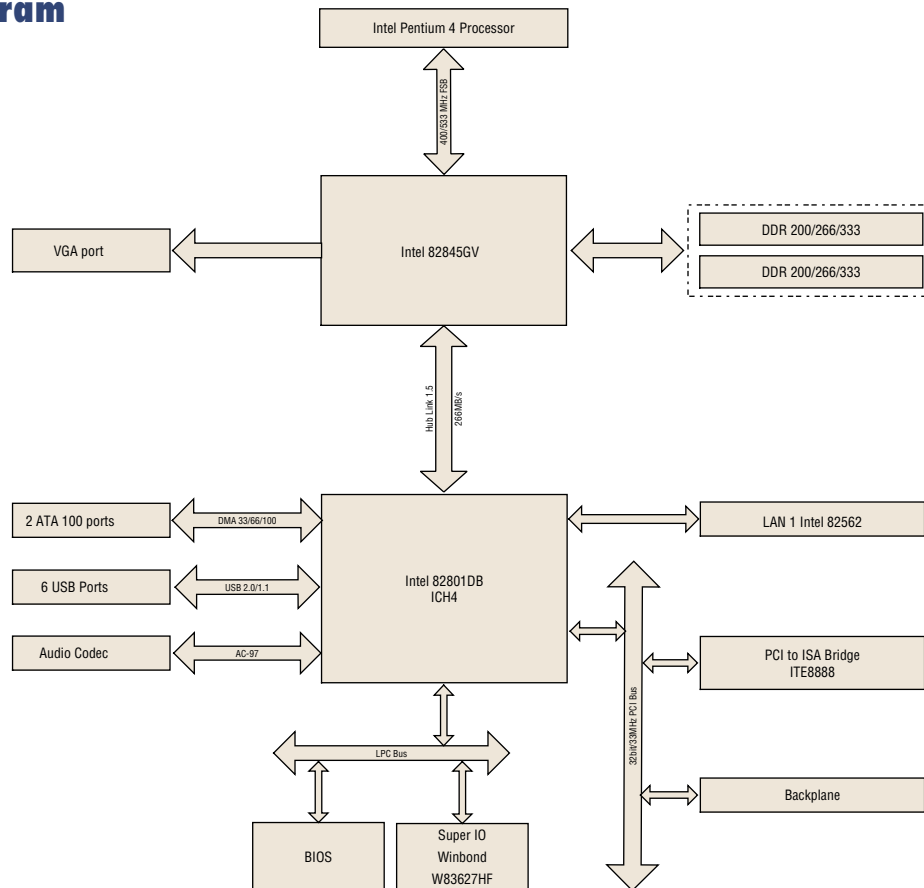
- Socket 478 Pentium® 4/Celeron® D/Celeron® up to 3.06/3.06/2.8 GHz
- Supports Intel® Hyper-Threading Technology
- Intel 845GV chipset 400/533 MHz FSB
- Onboard integrated VGA controller, shared memory architecture
- Supports single 10/100Base-T Ethernet
- 6 USB 2.0 ports
- CMOS automatic backup and restore to prevent accidental data loss of BIOS setup
- HISA (ISA high drive) support



Specifications

Processor System	CPU	Intel Pentium® 4	Intel Celeron® D	Intel Celeron
	Max. Speed	3.06 GHz	3.06 GHz	2.8 GHz
	L2 Cache	256/512 KB	256 KB	128 KB
	Chipset	Intel 845 GV + ICH4		
	BIOS	Award 4 Mbit FWH		
Bus	Front Side Bus	400/533 MHz		
	PCI	32-bit/33 MHz		
	ISA	HISA (ISA high drive)		
Memory	Technology	DDR 200/266/333 SDRAM		
	Max. Capacity	2 GB		
	Socket	184-pin DIMM x 2		
Graphic	Controller	Chipset integrated VGA controller		
	VRAM	Dynamically shared system memory 8-64 MB		
Ethernet	Interface	10/100Base-T		
	Controller	LAN 1: Intel 82562(FE)		
	Connector	RJ-45 x 2		
EIDE	Mode	ATA 100/66/33		
	Channel	2 (Max. 4 devices)		
I/O Interface	USB	Max. 6 (USB 2.0 compliant)		
	Serial	2 (RS-232)		
	Parallel	1 (SPP/EPP/ECP)		
	FDD	1		
	PS/2	1		
Watchdog Timer	Output	Interrupt, system reset		
	Interval	Programmable, 1 ~ 255 sec.		
Miscellaneous	Audio Output	AC-97 audio interface (requires an audio extension module P/N: PCA-AUDIO-00A1)		
	Typical	Pentium 4 2 GHz, 256 MB DDR SDRAM		
Power Requirement		+5 V	-5 V	+12 V
		8.7 A	0.1 A	0.3 A
Environment		Operating		Non-Operating
	Temperature	0 ~ 60° C (32 ~ 140° F), depends on CPU's speed		-20 ~ 70° C (-4 ~ 158° F)
Physical Characteristics	Dimensions	338 x 122 mm (13.3" x 4.8")		

Block Diagram



Ordering Information

Part Number	HISA	VGA	Fast Ethernet LAN	Gigabit LAN
PCA-6006LV-00B1	V	V	-	-
PCA-6006VE-00B1	V	V	Single	-

Packing List

Part Number	Description	Quantity
1700340640	FDD cable	X 1
1701400452	IDE HDD cable	X 2
1701260305	Printer + COM cable	X 1
1700060202	Y cable for PS/2 mouse & keyboard	X 1
9689000068	Jumper pack	X 1
-	Startup manual	X 1
-	Utility CD	X 1

Bracket View



PCA-6006LV-00B1



PCA-6006VE-00B1

Optional Accessories

Part Number	Description
1700100170	USB cable with 2 ports
PCA-USB4-00A1	USB extension module with 4 ports
1750000242	CPU cooler for Pentium 4 processor up to 2.5 GHz for 1U chassis
1750000257	CPU cooler for Pentium 4 processor up to 3.2 GHz (89 W), for 2U or higher chassis
PCA-AUDIO-00A1	Audio extension module
2070000127	Embedded Windows XP Kit

IPC-610-H/L

4U 14-slot Rackmount Chassis with Front-accessible USB/PS2 Connectors






Features

- 4U rackmount chassis supports up to 14 cards
- Shock-resistant disk drive bay design holds up to three 5.25" and one 3.5" disk drives
- Front accessible USB & PS/2 interfaces for easy data transferring
- Dual front-accessible filtered cooling fans provide optimal, streamlined airflow
- Special hold-down clamp design with rubber cushions protects the cards from harsh environments and any unexpected shocks
- Visible power status and HDD activity notification improves system availability
- User-friendly and front-accessible filter for easy system maintenance
- Flexible mechanical design supports both single PS/2 and redundant ATX power supply

Specifications

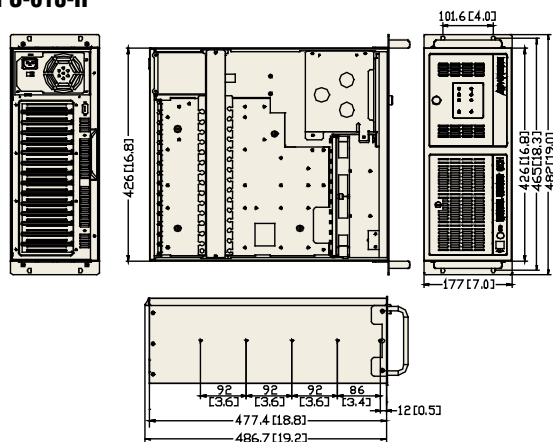
Drive Bay	3.5"	Front-accessible	1
	5.25"		3
Cooling	Fan		2 (85 CFM each)/1 (85 CFM each)
	Air Filter		Yes
I/O Interface	USB		2/-
	PS/2		PS/2 keyboard & mouse, or PS/2 keyboard only, depending on the enclosed CPU card/motherboard (IPC-610-H only)
Miscellaneous	Slide Rail	General Devices (http://www.generaldevices.com/) C-300 series supported (not included)	
	Indicators	Power & HDD activity	
	Rear Panel	D-Sub 9-pin and 25-pin openings	
Environment		Operating	Non-Operating
	Temperature	0 ~ 40° C (32 ~ 104° F)	-20 ~ 60° C (-4 ~ 140° F)
	Humidity	10 ~ 85 % @ 40° C, non-condensing	10 ~ 95 % @ 40° C, non-condensing
	Vibration (5 ~ 500 Hz)	1 Grms	2 G
	Shock	10 G (with 11 ms duration, 1/2 sine wave)	30 G
	Acoustic Noise	Less than 52 dB sound pressure at 5 ~ 28° C (41 ~ 82° F)	
Physical Characteristics	Altitude	0 to 3,048 m (0 ~ 10,000 ft)	
	Dimensions (W x H x D)	482 x 177 x 478 mm (19" x 7" x 18.8")	
	Weight	17.0 kg (37.4 lb)/16.5 kg (36.3 lb)	

IPC-610-H

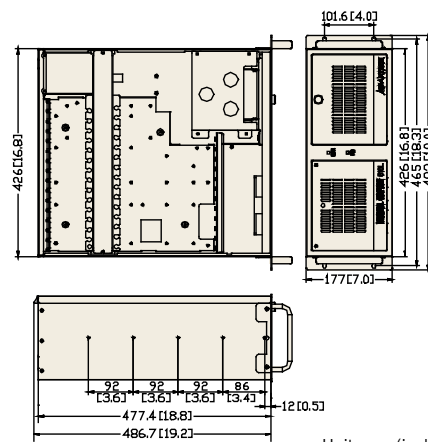


Dimensions

IPC-610-H



IPC-610-L



Unit: mm (inch)

Power Supply Options

Part Number	Watt	Input	Output	Specifications		
				Mini-load	Safety	MTBF
PS-250ATX-ZE (ATX, PFC)	250 W	AC 115/230 V (selectable)	+5 V @ 27 A, +3.3 V @ 20 A +12 V @ 13 A, -12 V @ 0.8 A -5 V @ 0.3 A, +5 Vsb @ 2 A	+5 V @ 0.5 A, +12 V @ 1 A +3.3 V @ 0.3 A	UL/TUV/CB/CCC	100,000 hours @ 25° C
PS-300ATX-ZBE (ATX, PFC)	300 W	AC 100 ~ 240 V (full-range)	+5 V @ 30 A, +3.3 V @ 28 A +12 V @ 15 A, -12 V @ 0.3 A -5 V @ 0.3 A, +5 Vsb @ 2 A	+5 V @ 0.1 A, +3.3 V @ 0.3 A	UL/TUV/CB/CCC	100,000 hours @ 25° C
RPS-300ATX-ZE (ATX, PFC) (IPC-610-H only)	300 W	AC 100 ~ 240 V (full-range)	+5 V @ 25 A, +3.3 V @ 18 A +12 V @ 16 A, -12 V @ 0.5 A -5 V @ 0.5 A, +5 Vsb @ 2 A	+5 V @ 3 A, +3.3 V @ 1 A +12 V @ 2 A	UL/TUV/CB/CCC	100,000 hours @ 25° C
PS-400ATX-ZBE (ATX, PFC) (IPC-610-H only)	400 W	AC 100 ~ 240V (full-range)	+5 V @ 35 A, +3.3 V @ 25 A +12 V @ 30 A, -12 V @ 1 A -5 V @ 0.8 A, +5 Vsb @ 2 A	+5 V @ 3 A, +12 V @ 1 A +3.3 V @ 1 A	UL/TUV/CB/CCC	91,000hours @ 25° C
RPS-400ATX-ZE (ATX, PFC) (IPC-610-H only)	400 W	AC 100 ~ 240 V (full-range)	+5 V @ 35 A, +3.3 V @ 25 A +12 V @ 28 A, -5 V @ 0.5 A -12 V @ 1.2 A, +5 Vsb @ 2 A	+5 V @ 3 A, +3.3 V @ 1 A +12 V @ 2 A, +5 Vsb @ 0.1 A	UL/cUL/TUV/CB/CCC	100,000 hours @ 25° C
PS-300ATX-DC48E (IPC-610-H only)	300 W	DC -48 V	+3.3 V @ 28 A, +5 V @ 30 A, +12 V @ 15 A, -5 V @ 0.3 A, -12 V @ 0.8 A, +5 Vsb @ 2 A	+5 V @ 0.3 A, +3.3 V @ 0.3 A, +12 V @ 0.2 A	UL/TUV/CB/CCC	100,000 hrs @ 25° C

Accessories

Part Number	Description
19914K0010	Door filter 97.6 x 36.6 x 5 mm
1999615000	Fan filter 115 x 195 x 5 mm



IPC-610-L

Ordering Information

Part Number	Power Supply	Motherboard/ Backplane	Regulation
BP version			
IPC-610BP-00XHE	Without power supply, with ATX switch	-	-
IPC-610BP-25ZHE	PS-250ATX-ZE	-	CE
IPC-610BP-30ZHE	PS-300ATX-ZBE	-	CE
IPC-610BP-30RHE	RPS-300ATX-ZE	-	CE
IPC-610BP-40ZHE	PS-400ATX-ZBE	-	CE
MB version			
IPC-610MB-00XHE	Without power supply with ATX switch	-	-
IPC-610MB-30ZHE	PS-300ATX-ZBE	-	CE
IPC-610MB-30RHE	RPS-300ATX-ZE	-	CE
IPC-610MB-00XLE	Without power supply, with ATX switch	-	-
IPC-610MB-25ZLE	PS-250ATX-ZE	-	CE
IPC-610MB-30ZLE	PS-300ATX-ZBE	-	CE