






# AIMB-567

Intel® Core™2 Quad LGA 775 MicroATX  
with Dual VGA/DVI, 4 COM, dual LAN



## Features

- Intel® G41 chipset supports 800/1066/1333 MHz FSB
- Dual channel DDR3 800/1066/1333 MHz SDRAM up to 4 GB
- Supports dual display, VGA and DVI-D
- Supports dual core and quad core processors with 45nm processing
- Supports SATA RAID 0,1,5,10 for G2 version
- Supports Embedded Software APIs and Utilities

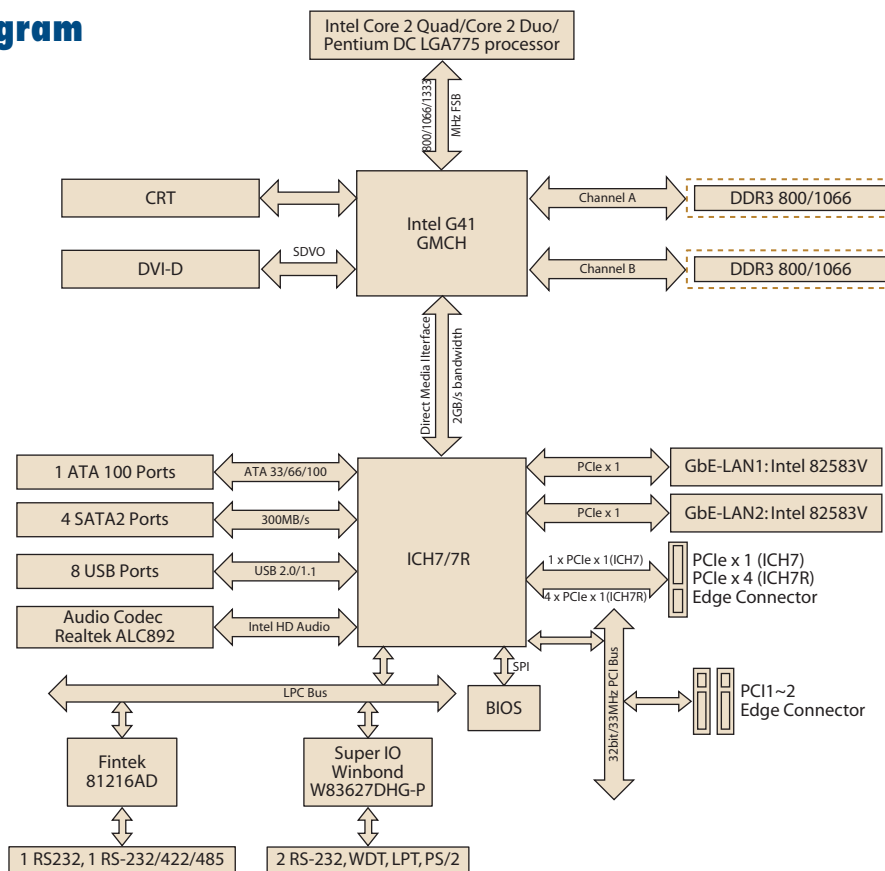
Software APIs:    

Utilities:  

## Specifications

Processor System	CPU (45 nm/65 nm)	Intel Core 2 Quad	Intel Core 2 Duo	Intel Pentium Dual-Core	Intel Celeron	
	Max. Speed	Q9400 2.66 GHz	E8500 3.16 GHz	E6500 2.6 GHz	E1500 2.2 GHz	
	L2 Cache	6 MB	6 MB	6 MB	512 KB	
	Chipset	Intel G41+ICH7(VG), Intel G41+ICH7R(G2)				
	BIOS	AMI 16 Mbit, SPI				
Expansion Slot	Front Side Bus	800/1066/1333 MHz				
	PCIe x16 (Gen2)	4.0 GB/s per direction, 1 slot				
	PCIe x4	1 GB/s per direction, 1 slot (G2)				
	PCIe x1	250 MB per direction, 1 slot (VG)				
Memory	PCI	32-bit/33 MHz, 2 slots				
	Technology	Dual channel DDR3 800/1066 MHz SDRAM				
	Max. Capacity	4 GB				
Graphics	Socket	2 x 240-pin DIMM				
	Embedded	Intel GMA X4500 shared 352 MB system memory				
	DVI	Yes (If DVI is used, PCIe x16 is automatically disabled), via Chrontel 7318C Transmitter				
Ethernet	Dual Display	CRT+DVI				
	Interface	10/100/1000 Mbps				
	Controller	GbE LAN1: Intel 82583V, GbE LAN2: Intel 82583V				
SATA II	Connector	RJ-45 x 2				
	Max. Data Transfer Rate	300 MB/s				
EIDE	Channel	4				
	Mode	ATA 100/66/33				
Rear I/O	Channel	1 (max. 2 devices)				
	VGA	1				
	DVI	1				
	Ethernet	2				
	USB	4 (USB 2.0)				
	Audio	2 (Mic-in, Line-out)				
	Serial	2 (RS-232)				
Internal Connector	PS/2	2 (1 x keyboard and 1 x mouse)				
	USB	4 (USB 2.0)				
	Serial	2 (1 x RS-232, 1 x RS-232/422/485 to support auto flow control)				
	IDE	1				
	SATA	4				
	FDD	-				
	Parallel	1				
Watchdog Timer	GPIO	8-bit GPIO				
	Output	System reset				
Power Requirement	Interval	Programmable 1 ~ 255 sec/min				
	Power On	Intel Core 2 Quad Q9400 2.66 GHz FSB 1333 MHz, 4 GB DDR3 1066 SDRAM				
		3.3 V	5 V	12 V	5 Vsb	-12 V
Environment		0.19 A	2.98 A	3.48 A	0.18 A	0.18 A
	Operating	Non-Operating				
Physical Characteristics	Temperature	0 ~ 60° C (32 ~ 140° F), depends on CPU speed and cooler solution				
	Dimensions (W x D)	-40 ~ 85° C (-40 ~ 185° F)				
		244 x 244 mm (9.6" x 9.6")				

## Board Diagram



## Ordering Information

Part Number	Chipset	Display	GbE	SW RAID	PCIe x4	PCIe x1
AIMB-567G2-00A1E	G41/ICH7R	VGA/DVI	2	Yes	1	-
AIMB-567VG-00A1E	G41/ICH7	VGA	1	No	-	1

\*We strongly suggest using only Advantech's certified LGA775 CPU coolers to ensure board reliability under harsh conditions.

## Riser Card

Part Number	Description
AIMB-RP3PF-21A1E	2U riser card with 1 PCIe x16 & 2 PCI slot expansion
AIMB-RP30P-03A1E	2U riser card for 3 PCI expansion
AIMB-RP10P-01A1E	1U riser card for 1 PCI expansion

## I/O View



AIMB-567G2-00A1E



AIMB-567VG-00A1E

## Packing List

Description	Quantity
IDE HDD cable	1
Serial ATA HDD data cable	2
Serial ATA HDD power cable	2
COM port cable kit	2
I/O port bracket	1
Startup manual	1
Utility CD	1

## Accessories

Part Number	Description
1750000334	LGA775 CPU cooler (115 W)
1960022033T000	LGA775 CPU cooler for 2U chassis
1700008461	USB cable with four ports, 30.5 cm
1700002204	USB cable with dual ports, 27 cm
1700003195	USB cable with dual ports, 17.5 cm
1700008809	Printer port cable
1700018699	KBMS cable 1*6P-2.5/DIN-6P(F)*2, 25 cm

## Embedded OS/API

OS/API	Part No.	Description
Win XPE	2070010378	XPE WES 2009 AIMB-567 V4.0 JPN
Software API		SUSI V3.0

# Value-Added Software Services

**Software API:** An interface that defines the ways by which an application program may request services from libraries and/or operating systems. Provides not only the underlying drivers required but also a rich set of user-friendly, intelligent and integrated interfaces, which speeds development, enhances security and offers add-on value for Advantech platforms. It plays the role of catalyst between developer and solution, and makes Advantech embedded platforms easier and simpler to adopt and operate with customer applications.

## Software APIs

### Control



**GPIO**

General Purpose Input/Output is a flexible parallel interface that allows a variety of custom connections. It allows users to monitor the level of signal input or set the output status to switch on/off a device. Our API also provides Programmable GPIO, which allows developers to dynamically set the GPIO input or output status.



**SMBus**

SMBus is the System Management Bus defined by Intel® Corporation in 1995. It is used in personal computers and servers for low-speed system management communications. The SMBus API allows a developer to interface a embedded system environment and transfer serial messages using the SMBus protocols, allowing multiple simultaneous device control.



**I2C**

I2C is a bi-directional two wire bus that was developed by Philips for use in their televisions in the 1980s. The I2C API allows a developer to interface with an embedded system environment and transfer serial messages using the I2C protocols, allowing multiple simultaneous device control.

### Display



**Brightness Control**

The Brightness Control API allows a developer to interface with an embedded device to easily control brightness.



**Backlight**

The Backlight API allows a developer to control the backlight (screen) on/off in an embedded device.

### Monitor



**Watchdog**

A watchdog timer (WDT) is a device that performs a specific operation after a certain period of time if something goes wrong and the system does not recover on its own. A watchdog timer can be programmed to perform a warm boot (restarting the system) after a certain number of seconds.



**Hardware Monitor**

The Hardware Monitor (HWM) API is a system health supervision API that inspects certain condition indexes, such as fan speed, temperature and voltage.



**Hardware Control**

The Hardware Control API allows developers to set the PWM (Pulse Width Modulation) value to adjust fan speed or other devices; it can also be used to adjust the LCD brightness.

### Power Saving



**CPU Speed**

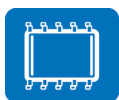
Make use of Intel SpeedStep technology to reduce power consumption. The system will automatically adjust the CPU Speed depending on system loading.



**System Throttling**

Refers to a series of methods for reducing power consumption in computers by lowering the clock frequency. These APIs allow the user to lower the clock from 87.5% to 12.5%.

## Software Utilities



**BIOS Flash**

The BIOS Flash utility allows customers to update the flash ROM BIOS version, or use it to back up current BIOS by copying it from the flash chip to a file on customers' disk. The BIOS Flash utility also provides a command line version and API for fast implementation into customized applications.



**Embedded Security ID**

The embedded application is the most important property of a system integrator. It contains valuable intellectual property, design knowledge and innovation, but it is easily copied! The Embedded Security ID utility provides reliable security functions for customers to secure their application data within embedded BIOS.



**Monitoring**

The Monitoring utility allows the customer to monitor system health, including voltage, CPU and system temperature and fan speed. These items are important to a device; if critical errors happen and are not solved immediately, permanent damage may be caused.



**eSOS**

The eSOS is a small OS stored in BIOS ROM. It will boot up in case of a main OS crash. It will diagnose the hardware status, and then send an e-mail to a designated administrator. The eSOS also provides remote connection: Telnet server and FTP server, allowing the administrator to rescue the system.



**Flash Lock**

Flash Lock is a mechanism that binds the board and CF card (SQFlash) together. The user can "Lock" SQFlash via the Flash Lock function and "Unlock" it via BIOS while booting. A locked SQFlash cannot be read by any card reader or boot from other platforms without a BIOS with the "Unlock" feature.