


MIC-3357

6U CompactPCI® Pentium® MMX 266 MHz Processor Board with VGA/Triple LAN




Features

- Intel® Pentium® MMX 266 MHz processor on board
- Intel 430TX chipset
- Up to 256 MB SO-DIMM SDRAM memory
- Triple 10/100 Mbps LAN ports
- On-board CompactFlash socket

Introduction


The MIC-3357 is a 6U-high CompactPCI master CPU board. With an on-board Intel Pentium MMX 266 MHz CPU, the MIC-3357 can operate under a wide operating temperature range. The board is designed for use in mission critical applications and accepts a CompactFlash card on the board or on the rear transition board, eliminating the need to use a fragile rotating hard drive. To protect the system, a watchdog timer can

automatically reset the system if the system stops due to a program bug or EMI. Connectors are firmly screwed to the front panel, and the replaceable shielding gasket is attached to the panel edge. This reduces emissions and gives better protection against external interference. The MIC-3357 has many functions within a single-slot width, saving valuable CompactPCI slots for peripheral boards.



Socket for either IDE or CompactFlash (factory default)

On-board CPU with lower power consumption



Three LANs

USB

K/B & Mouse

Two COMs

VGA

CE FCC

ADVANTECH

• All brand names and registered trademarks are the property of their respective owner
• All specifications are subject to change without notice

Date of Publication: 2003-07-14

Specifications

Processor System	CPU	Intel®Pentium®MMX	
	Speed	266 MHz (66 MHz FSB)	
	L2 Cache	512 KB	
	Chipset	Intel®430TX	
	BIOS	Award 2 Mb Flash	
Bus	Front Side Bus	66 MHz	
	PCI	32-bit/33 MHz	
	PCI-to-PCI Bridge	Intel®21150 compatible x1 (drives up to 7 PCI masters)	
Memory	Technology	PC-100 SDRAM	
	Max. Capacity	256 MB	
	Socket	144-pin SO-DIMM x2	
Graphic	Controller	69000	
	VRAM	2 MB SDRAM	
Ethernet	Interface	10/100Base-TX	
	Controller	RTL8139C x3	
	Connector	RJ-45 x3	
EIDE	Mode	ATA 33	
	Channel	Up to 2 (Max. 4 devices via RIO)	
	Connector	1 (Optional)	
Front I/O Interface	LAN	3	
	USB	1 (USB 1.0 compliant)	
	Serial	2 (RS-232, 16C550 compatible)	
	PS/2	1	
	VGA	1	
Operating System	Compatibility	Windows 2000/NT 4.0/XP, Red Hat Linux 7.0, Sun Solaris 8	
Watchdog Timer	Output	System reset	
	Interval	Programmable, 1 ~ 63 sec.	
Miscellaneous	Solid State Disk	CompactFlash socket on board	
Power Requirement	Maximum (Pentium®MMX, 266 MHz)	+3.3 V 1.64 A	+5 V 1.18 A
		Operating	Non-Operating
Environment	Temperature	0 ~ 50 °C (32 ~ 122 °F)	-40 ~ 60 °C (-40 ~ 140 °F)
	Humidity	--	95 % @ 60 °C, non-condensing
	Vibration (5-500 Hz)	1.0 Grms	2.0 G
Physical	Dimensions (W x D)	233.35 x 160 mm (9.2" x 6.3"), 1-slot width	
	Weight	0.6 Kg (1.32 lb)	
Compliance	Standard	PICMG® 2.0, R3.0 CompactPCI Specification	

CompactPCI Enclosures 1

CompactPCI Boards 2

CompactPCI Peripherals 3

Blade Servers 4

Network Appliances 5

e-Server Systems 6

Storage Subsystems 7

Industrial Computer Chassis 8

Full-sized CPU Cards 9

Passive Backplanes 10

Industrial Computer Peripherals 11

Recommended Configurations

CPU Board	PMC Module	Rear I/O Board	Enclosure
MIC-3357A	--	RIO-3301-A, RIO-3302-A, RIO-3302S-A	MIC-3035, MIC-3037, MIC-3039, MIC-3036, MIC-3056, MIC-3041, MIC-3038, MIC-3033, MIC-3032

Rear Transition Board

Part Number	Rear Panel I/O							On-board Header					Slot Width	
	Keyboard	Mouse	COM	USB	LAN	VGA	COM	SCSI	IDE**	FDD	CF Socket	2.5" HDD Carrier		
RIO-3301-A	1	1	1	--	--	--	1	--	2	1	1	1	Optional	1
RIO-3302-A	1	1	2	1	2	1	--	--	2	1	1	1	Optional	1
RIO-3302S-A	1	1	2	1	2	1	--	1*	2	1	1	1	Optional	1

* SCSI chipset (Adaptec 7892) on board.

** The 40-pin and 44-pin connectors share the same channel; user can only use either one of two connectors.

Ordering Information

Part Number	LAN	VGA	COM	USB	PCI-to-PCI Bridge	CompactFlash	Slot Width
MIC-3357-A	3	1	2	1	1	1	1