



# SOM-5786

## Intel® Core™2 Duo Processor GME965 COM-Express Basic Module



### Features

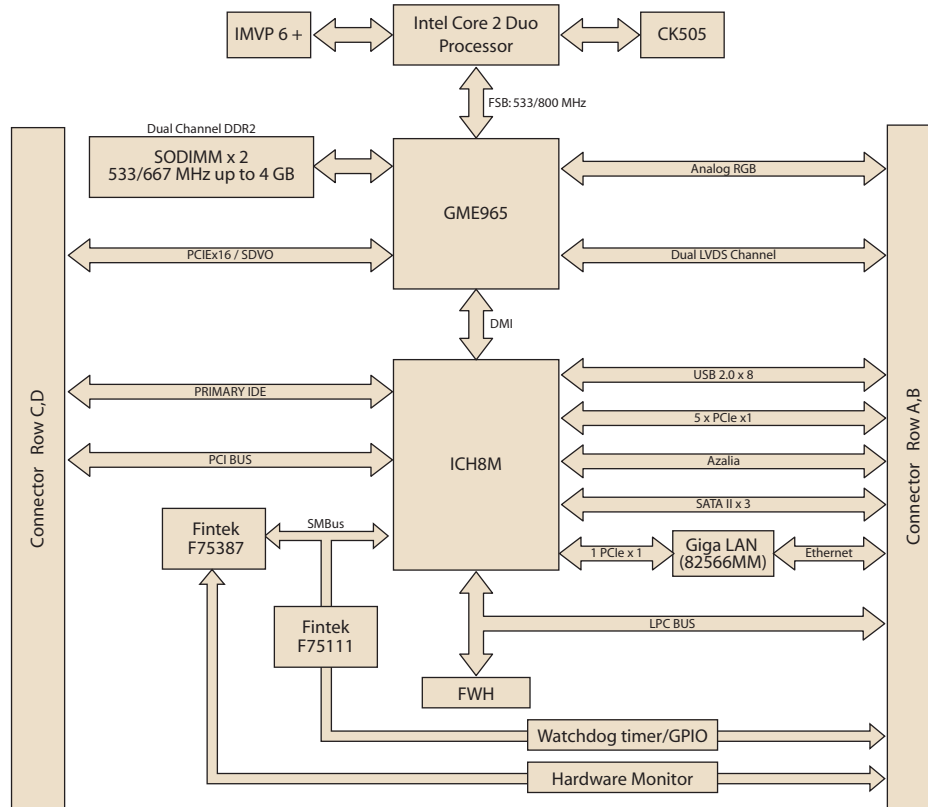
- Embedded Intel® Core™2 Duo/Celeron® M Processor + GME965 + ICH8M
- Intel GMA X3100 graphic engine, Supports 48-bit LVDS
- Supports 2 DDR2 SODIMM up to 4 GB
- Supports PCIe x16, 5 PCIe x1, 4PCI, LPC, 3 SATAII, 1 IDE, 8 USB 2.0
- Supports embedded software APIs and Utilities



### Specifications

Form Factor		COM-Express Basic Module, Type II Pin-out
Processor System	CPU	Intel Core 2 Duo Processor
	Front Side Bus	533/800 MHz
	System Chipset	Intel GME965 GMCH/ICH8-M
	BIOS	AWARD 4 Mbit Flash BIOS
Memory	Technology	DDR2 533/667 MHz
	Max. Capacity	up to 4 GB
	Socket	2 x 200-pin SODIMM sockets
Display	Chipset	Intel GME965
	VRAM	DVMT 4.0 supports up to 384 MB
	Graphics Engine	Mobile Intel GMA X3100 3D/2D engine
	LCD	Single and dual channel 24/48-bit LVDS
	VGA	up to 2048 x 1536
	SDVO	2 SDVO Ports
	Dual Display	CRT + LCD (Note: SDVO function is supported by customized BIOS)
Ethernet	Chipset	Intel 82566MM Gigabit Ethernet
	Speed	10/100/1000 Mbps
WatchDog Timer		256 timer intervals, from 0 to 255 sec or min setup by software, jumperless selection, generates system reset
Expansion		LPC, PCIe x16, 5 PCIe x1, 4 PCI master
I/O	PATA	1 x EIDE (UDMA 100)
	SATA	3 x SATAII
	USB	8 x USB 2.0
	Audio	High definition audio interface
	GPIO	8-bit GPIO
Power	Power Type	ATX, AT
	Power Supply Voltage	+12 V and +5 VSB for ATX, +12V for AT
	Power Consumption (Typical)	Typical: (1 GB DDR2 667) +12 V @ 1.22 A (Intel Core 2 Duo U7500) +12 V @ 1.56 A (Intel Core 2 Duo T7500)
	Power Consumption (Max, test in HCT)	Max: (1 GB DDR2 667) +12 V @ 1.64 A (Intel Core 2 Duo U7500) +12 V @ 3.03 A (Intel Core 2 Duo T7500)
Environment	Operating Temperature	0 ~ 60° C (32 ~ 140° F)
	Operating Humidity	0% ~ 90% relative humidity, non-condensing
Mechanical	Dimensions	125 x 95 mm (4.92" x 3.74")

## Board Diagram



## Ordering Information

Part No.	CPU	L2 Cache	Chipset	LVDS	VGA	SDVO	Giga LAN	HD Audio	PCIe x16	PCIe x1	PCI	USB 2.0	SATA	LPC	SMBus	ATX Power	AT Power	Thermal Solution	Operating Temp.
SOM-5786FG-00A1E	Socket 478	CPU	Intel GME965	2 x 24-bit	Yes	2	1	Yes	1	5	4	8	3 x SATAII	1	1	Yes	Yes	Active	0 - 60° C
SOM-5786FG-S0A1E	Intel Core 2 Duo U7500 1.06 GHz	4 MB	Intel GME965	2 x 24-bit	Yes	2	1	Yes	1	5	4	8	3 x SATAII	1	1	Yes	Yes	Active	0 - 60° C
SOM-5786FG-S6A1E	Intel Core 2 Duo L7500 1.6 GHz	4 MB	Intel GME965	2 x 24-bit	Yes	2	1	Yes	1	5	4	8	3 x SATAII	1	1	Yes	Yes	Active	0 - 60° C

## Development Board

Part No.	Description
SOM-DB5700G-00A2E	Development Board for COM-Express with GLAN

## Optional Accessories

Part No.	Description
1960048820N001	Semi-Cooler 125 x 95 x 33.5 mm with 12 V Fan

## Packing List

Part No.	Description	Quantity
-	SOM-5786 CPU Module	1
-	Utility CD	1
1960005316	Heatspreader (SOM-5786FG-00A1E only)	1
1960005315	Heatspreader (SOM-5786FG-S0A1E and SOM-5786FG-S6A1E)	1

## Embedded OS

OS	Part No.	Description
WinCE	2070007811	CE 6.0 Pro Intel (852/855/915/945) 2 COM V1.2 ENG
Win XPE	2070006671	Image XPE FP2007 SOM-5786 V3.01 ENG

# Value-Added Software Services

**Software API:** An interface that defines the ways by which an application program may request services from libraries and/or operating systems. Provides not only the underlying drivers required but also a rich set of user-friendly, intelligent and integrated interfaces, which speeds development, enhances security and offers add-on value for Advantech platforms. It plays the role of catalyst between developer and solution, and makes Advantech embedded platforms easier and simpler to adopt and operate with customer applications.

## Software APIs

### Control



**GPIO**

General Purpose Input/Output is a flexible parallel interface that allows a variety of custom connections. It allows users to monitor the level of signal input or set the output status to switch on/off a device. Our API also provides Programmable GPIO, which allows developers to dynamically set the GPIO input or output status.



**SMBus**

SMBus is the System Management Bus defined by Intel® Corporation in 1995. It is used in personal computers and servers for low-speed system management communications. The SMBus API allows a developer to interface a embedded system environment and transfer serial messages using the SMBus protocols, allowing multiple simultaneous device control.



**I2C**

I2C is a bi-directional two wire bus that was developed by Philips for use in their televisions in the 1980s. The I2C API allows a developer to interface with an embedded system environment and transfer serial messages using the I2C protocols, allowing multiple simultaneous device control.

### Display



**Brightness Control**

The Brightness Control API allows a developer to interface with an embedded device to easily control brightness.



**Backlight**

The Backlight API allows a developer to control the backlight (screen) on/off in an embedded device.

### Monitor



**Watchdog**

A watchdog timer (WDT) is a device that performs a specific operation after a certain period of time if something goes wrong and the system does not recover on its own. A watchdog timer can be programmed to perform a warm boot (restarting the system) after a certain number of seconds.



**Hardware Monitor**

The Hardware Monitor (HWM) API is a system health supervision API that inspects certain condition indexes, such as fan speed, temperature and voltage.



**Hardware Control**

The Hardware Control API allows developers to set the PWM (Pulse Width Modulation) value to adjust fan speed or other devices; it can also be used to adjust the LCD brightness.

### Power Saving



**CPU Speed**

Make use of Intel SpeedStep technology to reduce power consumption. The system will automatically adjust the CPU Speed depending on system loading.



**System Throttling**

Refers to a series of methods for reducing power consumption in computers by lowering the clock frequency. These APIs allow the user to lower the clock from 87.5% to 12.5%.

## Software Utilities



**BIOS Flash**

The BIOS Flash utility allows customers to update the flash ROM BIOS version, or use it to back up current BIOS by copying it from the flash chip to a file on customers' disk. The BIOS Flash utility also provides a command line version and API for fast implementation into customized applications.



**Embedded Security ID**

The embedded application is the most important property of a system integrator. It contains valuable intellectual property, design knowledge and innovation, but it is easily copied! The Embedded Security ID utility provides reliable security functions for customers to secure their application data within embedded BIOS.



**Monitoring**

The Monitoring utility allows the customer to monitor system health, including voltage, CPU and system temperature and fan speed. These items are important to a device; if critical errors happen and are not solved immediately, permanent damage may be caused.



**eSOS**

The eSOS is a small OS stored in BIOS ROM. It will boot up in case of a main OS crash. It will diagnose the hardware status, and then send an e-mail to a designated administrator. The eSOS also provides remote connection: Telnet server and FTP server, allowing the administrator to rescue the system.



**Flash Lock**

Flash Lock is a mechanism that binds the board and CF card (SQFlash) together. The user can "Lock" SQFlash via the Flash Lock function and "Unlock" it via BIOS while booting. A locked SQFlash cannot be read by any card reader or boot from other platforms without a BIOS with the "Unlock" feature.